



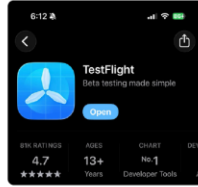
Step 1

Scan QR, Install TestFlight



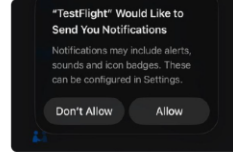
Step 2

Click Open



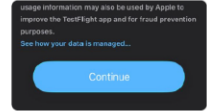
Step 3

Click Allow



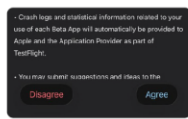
Step 4

Click Continue



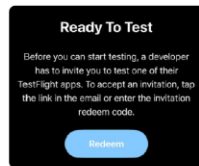
Step 5

Click Agree



Step 6

Stop, when you see this screen



Step 7

Swipe up, close screen

Step 8

Scan QR code again, install App

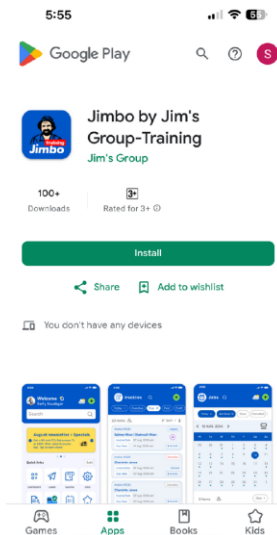


You may see this screen, after Step 4, in which case, simply click install



Just 1 Step

Scan QR code and install App



UN:

A1 - A30, B1 - B30
C1 - C30, D1 - D30
E1 - E30, F1 - F30
S1 - S30

PW:

Training#1